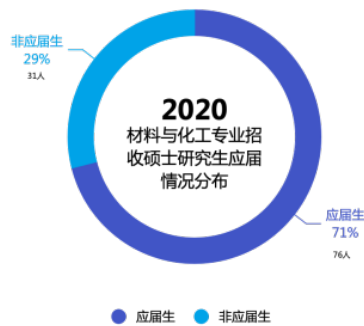
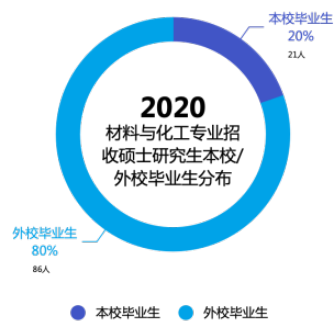
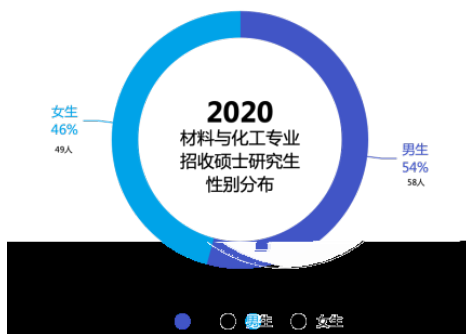


2020

| | | | |
|----|------|----|-----|
| | 2020 | | 107 |
| 58 | 54% | 49 | 46% |
| 86 | 80% | 76 | 71% |
| 32 | 30% | 18 | 17% |
| | | | 21 |
| | | | 20% |



| | | | |
|-----|----------|----|-----|
| | 1-1 2020 | | |
| 44% | 105 | 56 | 53% |
| | 92 | 13 | 49 |

1-2 2020

| | | | | | |
|-------|-----|-----|-----|---|---|
| | | 46 | 2.3 | 1 | |
| 24 | 52% | 16 | 35% | | 6 |
| 13% | | | 87% | | |
| 26-45 | 27 | 59% | | | |
| | 21 | 46% | | | |
| 18 | | | | | |

1-3

“ ”

1

“ ”

“ ”

“ ”
“ ”

3

“ ”
“ ”

“ ”

84

25.2

105

2020

2020

1